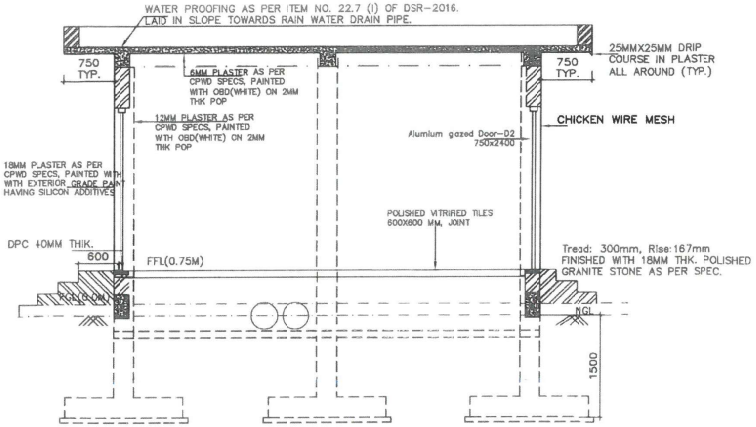

SECTION C-C (6M)

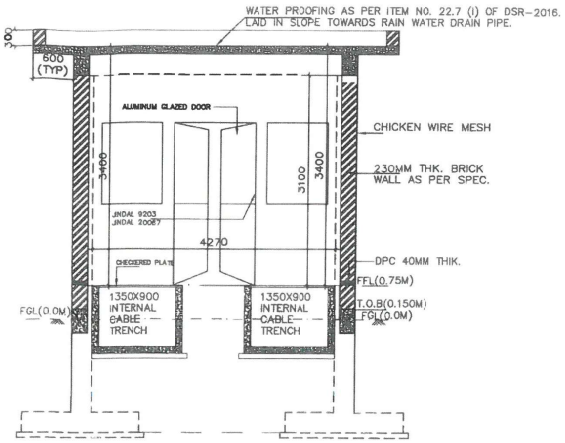

SECTION A-A

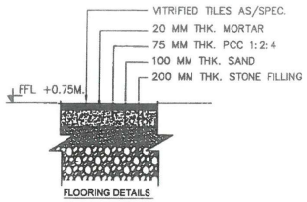

FLOORING DETAILS

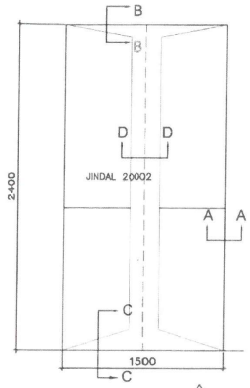

DOOR -D1 R1

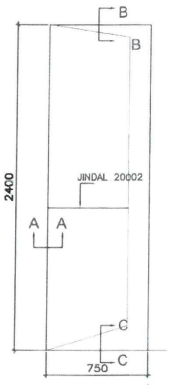

DOOR -D2 R1

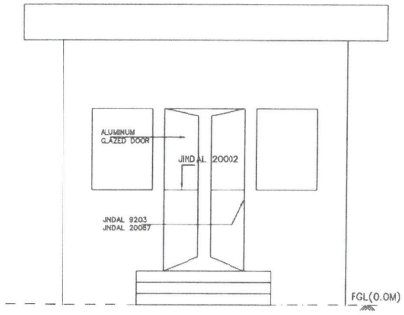

VIEW Y-Y

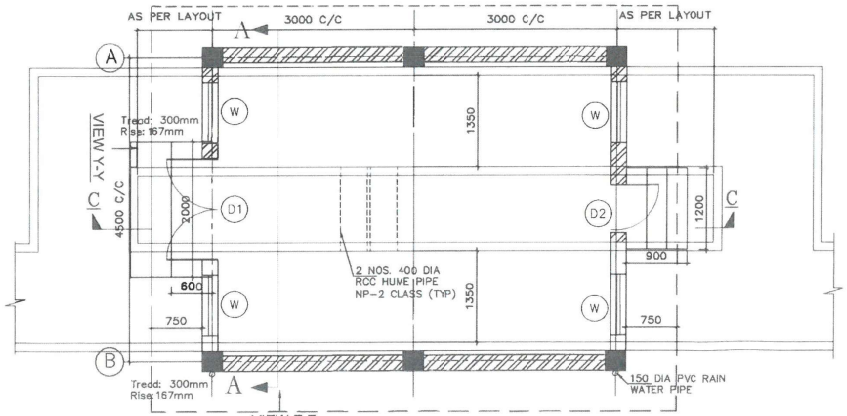

VIEW Z-Z

GROUND FLOOR PLAN

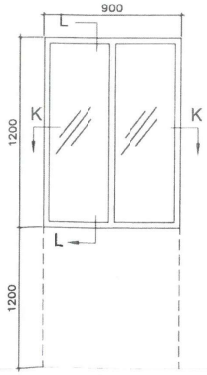

WINDOW - W

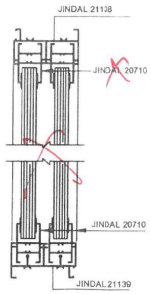

SECTION L-L
(2-TRACK)

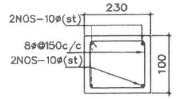

LINTEL BEAM (TYP.)

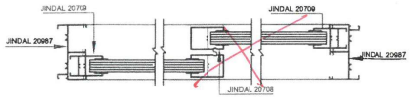

SECTION K-K
(2-TRACK)

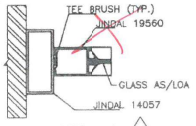

SECTION A-A R1

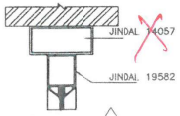

SECTION B-B R1

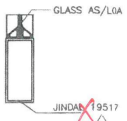

SECTION C-C R1

GENERAL NOTES:

1. ALL DIMENSIONS ARE IN MM. AND LEVELS ARE IN MTR.
2. ALL EXTERNAL SURFACE SHALL HAVE 18MM PLASTER AS PER CPWD SPECS, PAINTED WITH WITH EXTERIOR GRADE PAINT HAVING SILICON ADDITIVES.
3. THE WIRE MESH SHALL BE CONNECTED WITH EARTHING SYSTEM THROUGH 75X12MM FLAT FIXED ON DIAGONALLY OPPOSITE COLUMNS ON ITS OUTER SURFACE
4. INTERNAL CABLE TRENCH SHALL HAVE SLOPE OF 1:1000 TOWARDS THE EXTERNAL CABLE TRENCH.
5. ALL MISC. STEEL SHALL BE PAINTED WITH ONE COAT OF ANTI CORROSIVE PAINT OVER APPROVED PRIMER COAT.
6. INTERNAL CABLE TRENCH LAYOUT SHALL BE VERIFIED/MODIFIED AS PER THE FINAL APPROVED CABLE TRENCH LAYOUT BEFORE CONSTRUCTION.
7. ALL WELDS ARE 5MM FILLET CONTINUOUS WELD UNLESS OTHERWISE SPECIFIED.
8. 22GX12 MM. CHICKEN WRE MESH TO BE PROVIDED FOR OUTER WALL, AND ROOF. CHICKEN WIRE MESH SHALL BE CONNECTED WITH EARTHING SYSTEM THROUGH 75X12MM FLAT FIXED ON DIAGONALLY OPPOSITE COLUMNS ON ITS OUTER SURFACE.
9. FOR OPENING OF AIR CONDITIONER SUITABLE LOCATION AND SIZE TO BE DECIDED AT SITE.
10. ALL STEPS SHALL BE FINISHED WITH 18MM THK. POLISHED GRANITE STONE AS PER SPECIFICATION.
11. All doors and windows shall be of UPVC type as per specification. (TS)

16/03/2020.

REVISED AS MARKED R1

REV.	DESCRIPTION	PREF. (ENGG-CIVIL)	REVD. (ENGG-CIVIL)	REVD. (ENGG-ELECT.)	REVD. GM (ENGG-CIVIL)	REVD. CGM (ENGG-ELECT.)	APPD. ED (ENGG-S/STL/ACHL)	DATE
01	REVISED AS MARKED							12/11/19

RELEASED FOR TENDER/CONSTRUCTION.

POWER GRID CORPORATION OF INDIA LIMITED
(A Government of India Enterprise)

TITLE: STANDARD PANEL ROOM (6 M.)

SUB TITLE: STANDARD SWITCHYARD PANEL ROOM GENERAL ARRANGEMENT DETAIL OF PANEL ROOM

DRAWING NO: C/ENGG/STD/PR/2017 (01 OF 03)

SCALE: NTS

REV: 01